



Beyond the Bloodspot



Dan Didier





Ion PGM™



Ion Proton™





Patient: Didier, Susan Lab #: 89-520 (3) Date rec'd: 5-12-89 Final Report: 6/11
Requested by: Levine Tissue: AF Banding Techniques: G

Results of Chromosome Analysis:

Analysis of 15 cells from 3 primaries revealed a 46,XY Chromosome pattern.

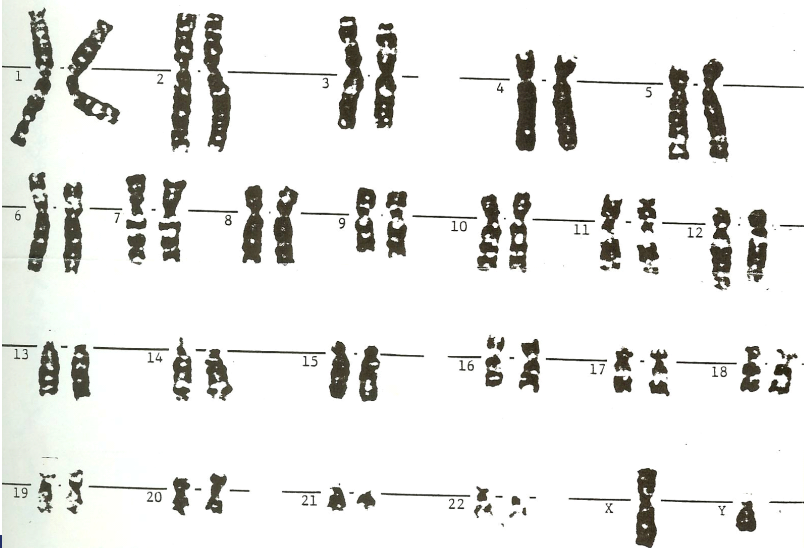
Normal male Chromosome Analysis.

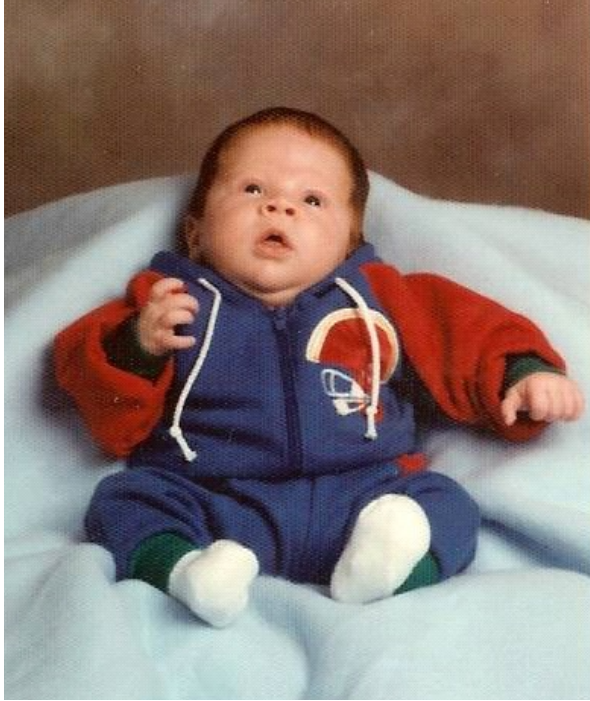
James P. Crane, M.D.

JAMES P. CRANE, M.D.
Director, Genetic Division

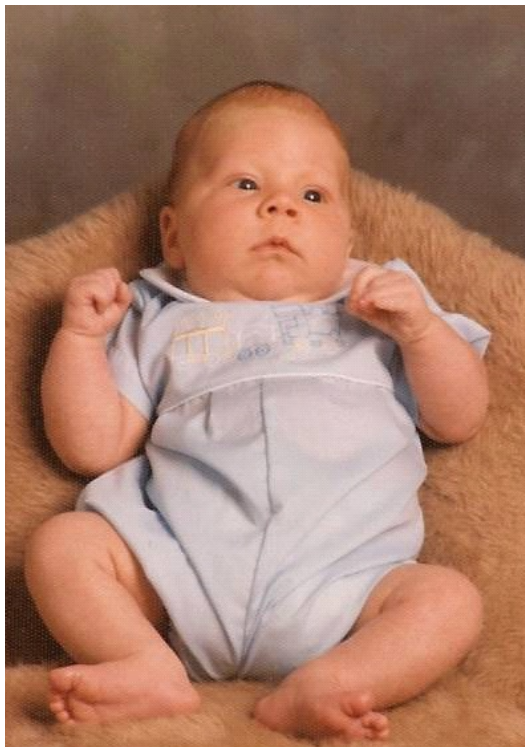
Sau W. Cheung

SAU W. CHEUNG, Ph.D.
Director, Cytogenetic Laboratory










AAATTCGACTGGCTTGATTGCTAGATGCTTGAACCTAGCTTTTAGGAGATTTCG
GGGGATAGGCTAGTAGCGTAGTAGTCGAGTAGTAGTCGTAGATGTAGTGTAGTA
TTATATTTTTTAGGGAGCCCTATATGCTTATAGCGTCGATTAGCTGCCCCGGGTTTA
GGAGAGTAAGTAGTGCGTAGTGATGCGATGTAGTGATGAAACCGCGGGCGATTA
TATAGCGATTAGTAGTAGAGCGATGTAGTAGTGCGAGATATATGCGTATGATAGT
AGTCGTAGTGATGATGATGATAGTCGTAGTAGTAGTGTAGTAGTGCGTAGCTGT
CAGTGATGATGATGCTGATGATGATTATATATAGCGCGCGGCTATATGCGCTAG
ATGATGCTAGTAGTG CATGAGATGATGCTAGTAGTGTCGTAGTGCTGTATTATG
CCGGGATATATAGCGGGCGATATAGGCGCGGTATACGCGATTAGAATTCGACTGGC
TTGATTGCTAGATGCTTGAACCTAGCTTTTAGGAGATTTCGGGGGATAGGCTA
GTAGCGTAGTAGTCGAGTAGTAGTCGTAGATGTAGTG TAGTATTATATTTTTTAGG
GAGCCCTATATGCTTATAGCGTCGATTAGCTGCCCCGGGTTTAGGAGAGTAAGTA
GTGCGTAGTGATGCGATGTAGTGATGAAACCGCGGGCGATTATATAGCGATTAGT
AGGAGCGATGTAGTAGTGCGAGATATATGCGTATGATAGTAGTCGTAGTGATGA
TGATGATAGTCGTAGTAGTAGTG TAGTAGTGCGTAGCTGTCAGTGATGATGATG
CTGATGATGATTATATATAGCGCGCGGCTATATGCGCTAGATGATGCTAGTAGTG
CATGAGATGATGCTAGTAGTGTCGTAGTGCTGTATTATGCCGGGATATATAGCG
GCGATATA











Together, we can move
Newborn Screening forward.

